






AirLift!

FACTSHEET

Popular teamwork exercise in which teams coordinate the delivery of emergency aid!

-  **1 hour + debrief**
-  **3-24** (up to 4 teams of 3-6 per team)
-  **For staff at any level**
-  **Computer program** (for optional use - internet access required)
-  **595** ex VAT



Learning objectives

- how to approach a multi-faceted team task
- splitting a task into a progression of manageable sub-tasks
- identifying constraints early on in the process
- managing limited resources
- matching individual skills to the different tasks
- building a united, effective team

About the activity

Guaranteed to be a great hit with delegates. And in 60 minutes you and the delegates will have a clear idea of their organisational skills and problem-solving strategies. AirLift! is all about coordinating a series of mini-problems in order to achieve the overall objective.

A remote, disaster-struck area needs urgent aid. Teams must organise an air-drop of emergency supplies - tents, blankets, food, medicines etc (represented by coloured blocks) - to eight separate villages. They realise that fuel is limited, so what routes for the round trip are viable?

Eight crates must be constructed, packed with supplies, and labelled. They must all be stowed in the limited space in the plane's cargo hold, an issue in itself, but importantly they must be packed in the right order. As the plane approaches the first stricken village it's no good if their particular crate is right at the back of the hold. It needs to be nearest the doors! If the hold is packed without reference to the flight plan the team is almost certainly in for an almighty mix up. And there's no spare fuel for re-routing the flight.

Will each village receive the correct supplies? Will the route allow them to return safely to base without running out of fuel? Teams are scored on the success of their air-drop, their route and their ability to make the best use of their resources.

Scores for all possible routes are listed in the Trainer's Notes (or you can use the optional computer program to calculate scores).

Pack contents

- Trainer's Notes
- Computer program (for optional use - internet access required)
- PowerPoint presentation
- Team Briefs & Map
- Cargo Holds
- Wooden Blocks
- Resources (A4 card, scissors, rulers and sticky tape)
- Pilot's Log Sheets (PDF file)
- Trainer's Route Table (PDF file)
- Team Questionnaire (PDF file)

This activity is for face-to-face training. It is supplied as a hard copy pack & the digital files are supplied via the Northgate Trainerhub.

Five-year licence

This Northgate training activity comes with a five-year licence for repeat use with up to 24 participants. A licence is required for each site (or remote hub). To use with larger groups or for multiple site licences please contact us for a quote.

Ideally suited to

Any session on teamwork, problem-solving or task organisation - and assessment. And a great choice if you want a tactile activity with construction elements.

AirLift!

BEST
SELLER

FACTSHEET

Customer reviews

” AirLift! went *really well* and provided for some great *team bonding*. One team got the perfect route and packed the crates perfectly. One team got the second best route but packed the cargo hold terribly; and one team spent all their time doing the maths in intricate detail and they ran out of time to build the crates (and got the maths wrong!). A *big success!*
Richard Howle, Director of Ticketing, The Ticket Factory

” We used AirLift! during an intern selection event. It was *great fun* and we will be using it again with our interns and apprentices.
Dawn Lansley, Talent & Performance Manager, Canon Europe Ltd



Trainer's role (full guidance supplied in Trainer's Notes)

- Divide the participants into teams.
- Introduce the activity using the PowerPoint presentation.
- Issue the Team Briefs, Pilot's Log, Cargo hold, wood blocks and other resources.
- Allow teams 60 minutes for the task.
- Observe teams in action but do not get involved in assisting them in the task.
- After 60 minutes, collect a Pilot's Log from each team and score their route. You can do this using data in the Trainer's Notes or using the computer program.
- For all to see, for each team, check routes against the order of crates stored in the hold and the crate contents. Is it all viable?
- Issue the short Questionnaire, designed to help teams review their performance.
- Lead a debrief. Ask teams how they tackled the problem - then issue the results. Extract all the key lessons that emerged and discuss how they can be transferred back to the workplace (re communication, organisation, maximising resources and minimising waste, delegating according to skills and generally working together as a united team).

Northgate says...

AirLift! is an enduring favourite with Northgate customers - and their delegates. Its versatility makes it a good all-rounder for addressing teamwork skills, organisational skills and problem-solving strategies AND it is frequently used as an assessment tool in recruitment.

Ordering is easy!

- 📄 northgatetraining.co.uk
- ☎ +44 (0)1225 484990
- ✉ sales@northgatetraining.co.uk

Fast delivery

- £15 UK (next working day)
- £29 Europe (1-3 working days)
- £39 International (1-5 working days)

Our guarantee

If you are not 100% happy we offer a 30-day no-quibble returns service on unused goods.



Northgate customers

