








Capture the Flag!

NEW

FACTSHEET

Ideal for use in virtual training sessions.
A 60-minute test of how teams communicate effectively – or don't!

-  **1 hour + debrief**
-  **4-24 per session** (two or four teams of 2-6 per team)
-  **For staff at any level**
-  **No computer required**
-  **395 ex VAT**



Learning objectives

- to practise communication between teams
- to highlight potential pitfalls
- to stress the importance of establishing common ground
- to avoid making assumptions
- to understand the need to give as well as take
- to stress the crucial skill of listening

About the activity

Participants work in pairs of teams - from separate breakout rooms. The task for each pair is to achieve a common objective.

One team, the BLUE team, is on an outdoor training course. At the start of the activity they are in a dinghy just off the coast. They are about to land in the territory of the Red team. Blue team's mission: to capture Red team's flag and escape.

The other team, the LOCAL RESISTANCE team represent villagers living in Red team territory, but who resent the Red team and are willing to help Blue team. They also want to be evacuated from the area.

At the start, each team has *some* information but it is sketchy and not always reliable. But at set intervals there are opportunities for inter-team communication. Representatives from each team can meet in a separate 'meetings' room.

Can the teams communicate effectively to achieve their objective? There are potential barriers. First, dividing groups into teams often serves to create competition and rivalry. Communications are limited so what can they do to make the most of them? How well do teams plan for their meetings? Do they collaborate well and exchange information freely? Is there clarity and order - or confusion - to their conversations? Do they make assumptions - for example the maps and their different orientations? Can they trust each other? Will they capture the flag - and all escape!

Five-year repeat use licence

This Northgate training activity comes with a five-year licence for repeat use with up to 24 participants. A licence is required for each site (or remote hub). To use with larger groups or for multiple site licences please contact us for a quote.

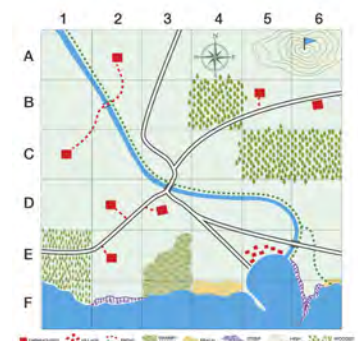
Pack contents

- Trainer's Notes (PDF file)
- PowerPoint for introduction & debrief (PPT file)
- BLUE Team Brief (PDF file)
- Local Resistance Team Brief (PDF file)
- Sketch Maps (PDF files)
- Key Points Handout (PDF file)

This activity is supplied electronically.

Ideally suited to

Improving internal communications in an organisation, identifying typical obstacles, silo busting and establishing basic communication rules. Suitable for both virtual and face-to-face training sessions.





Capture the Flag!



FACTSHEET

Customer reviews



Capture the Flag! *was a great success!* The team found it enjoyable and it really highlighted communication styles and issues.

Geoff Hoffheinz, Chief Engineer, Glenmont Partners



We used Capture the Flag! virtually with two sets of teams. There was plenty to discuss during the debrief following a lot of confusion between teams about the different maps. One set of teams had an interesting outcome where the Red team decided to grab the flag themselves and the boats leaving the blue team double-crossed! *I look forward to using it again.*

Nick Obolensky, CEO, Complex Adaptive Leadership



Convenient, re-usable... 'spot on'... *excellent!*

Rob Maddalena, Director, Learning & Development, Sophos




Trainer's role (full guidance supplied in Trainer's Notes)


- Briefly introduce the activity to the group in plenary, verbally or by PowerPoint.
- Arrange the group into pairs of teams (one or two pairs) and install them in separate break-out rooms. Also create a separate 'meeting room' for each pair.
- Issue a copy of the appropriate Brief and Map to each person.
- Teams have 20 minutes to discuss the information *within* their team and establish the key points.
- At the 20-minute point, announce the first meeting. Transfer one (or two) individuals from each team to a meeting room. In subsequent meetings they can change the person who attends these meetings.
- End the meeting after five minutes and return the representative to their teams. The next meeting will be in 10 minutes time.
- Observe the various stages in the session: the first 20 minutes, the meetings, relaying information back to teams, agreeing a plan. Note what stages went well / what not so well (useful for the Debrief).
- Repeat the meetings schedule until time is up - or teams have achieved their objectives (that is, they have a safe route, a departure time, the Local Resistance Team - and the Red flag!).
- Bring teams into plenary and conduct a Debrief on the communication issues arising. Elicit the key points, issue the Handout and draw up Action Plans for improvements in communication skills in the workplace.

Northgate says...

A fun and engaging activity to address common, day-to-day communication issues at work. Lots of learning points emerge from every session.

Ordering is easy!

 northgatetraining.co.uk

 +44 (0)1225 484990

 sales@northgatetraining.co.uk

Delivery

This product is delivered electronically. No delivery charge is applicable.

Our guarantee

If you are not 100% happy we offer a 30-day no-quibble returns service on unused goods.



Northgate customers

